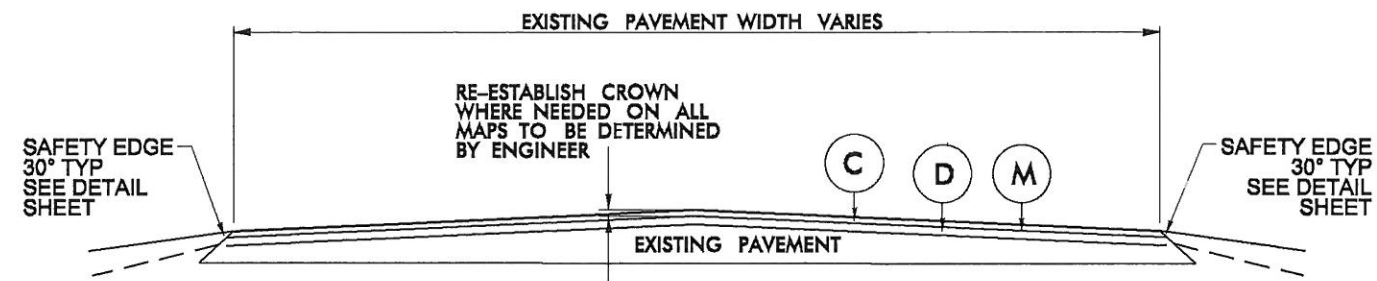
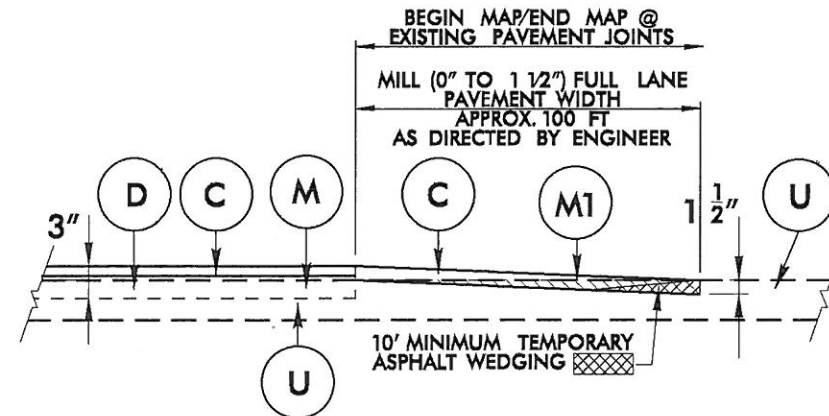


**BALTIMORE ROAD SR 1630**  
**DAVIE COUNTY**  
**NORTH CAROLINA**

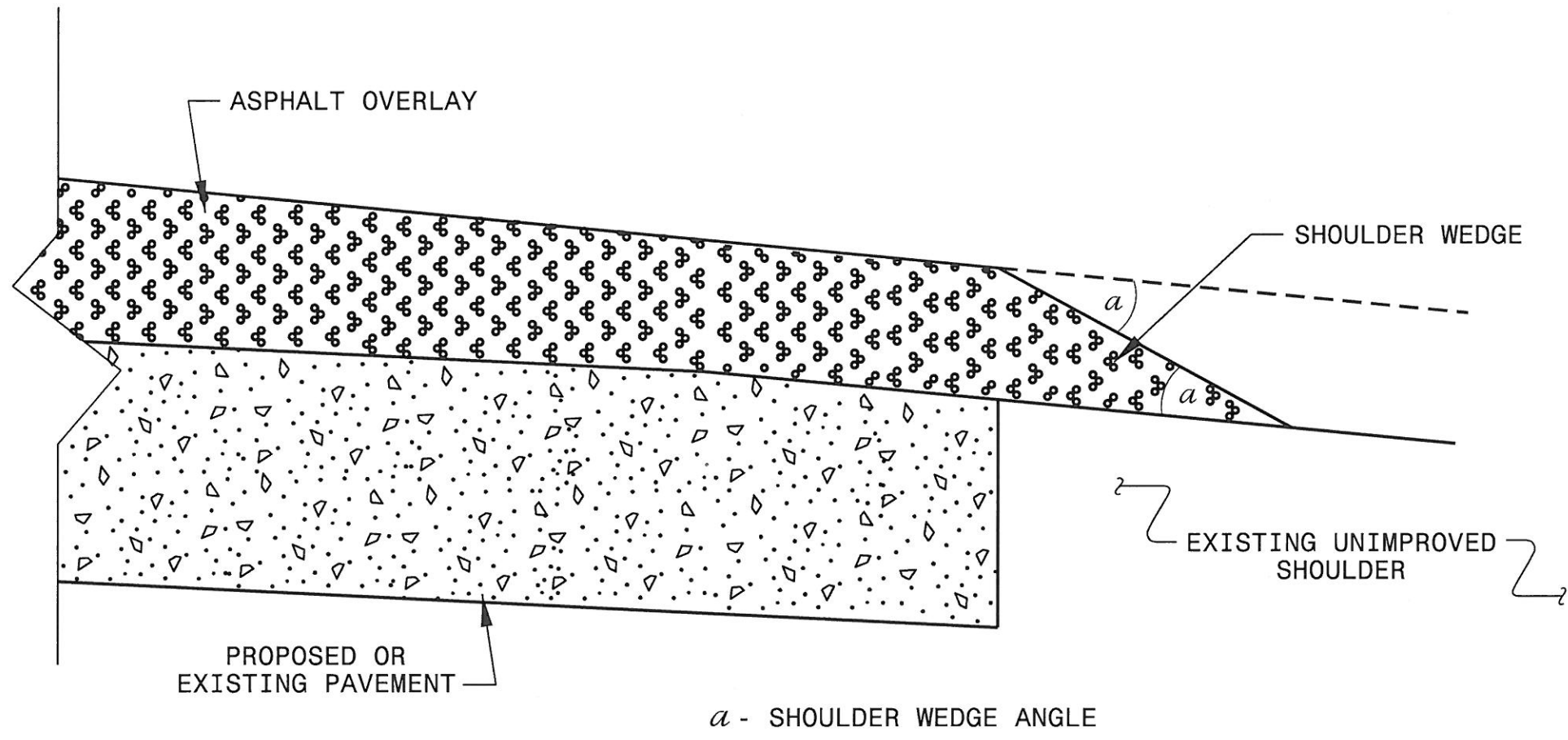


**TYPICAL SECTION NO. 1**  
**MAP NO.1 BALTIMORE ROAD (SR 1630)**



**INCIDENTAL TIE-IN MILLING DETAIL**

PAVEMENT SCHEDULE	
C	PROP. APPROX. 1 1/2" ASPHALT CONCRETE SURFACE COURSE, TYPE S9.5B, TO BE APPLIED AT AN AVERAGE RATE OF 168 LBS PER SQ YD
D	PROP. APPROX. 2 1/2" ASPHALT CONCRETE SURFACE COURSE, TYPE 119.0B, TO BE APPLIED AT AN AVERAGE RATE OF 285 LBS PER SQ YD
M	MILL ASPHALT PAVEMENT, 3" DEPTH
M1	INCIDENTAL MILLING
U	EXISTING PAVEMENT



## SHOULDER WEDGE DETAIL

Q:\APR-2012\12:08  
 S:\Contracts\Special\Details\hoyer\ton\shoulderwedgedetail.dgn  
 \$\$\$USERNAME\$\$\$

<b>CONTRACT STANDARDS AND DEVELOPMENT UNIT</b> Office 919-707-6950 FAX 919-250-4119			
<b>SHOULDER WEDGE DETAIL</b>			
ORIGINAL BY:	T.SPELL	DATE:	7-19-11
MODIFIED BY:		DATE:	
CHECKED BY:		DATE:	
FILE SPEC.:	s:\usr\details\stand\shoulderwedgedetail.dgn		

PROJECT NO.	SHEET NO.	TOTAL NO.
WBS 43560	4	

## SUMMARY OF QUANTITIES

PROJECT NO	COUNTY	MAP NO	ROUTE	DESCRIPTION	TYP NO	FINAL SURFACE TESTING REQUIRED	LENGTH MI	WIDTH FT	INCIDENTAL STONE BASE TONS	MILLING ASPHALT PAVEMENT, 3 "DEPTH SY	INCIDENTAL MILLING SY	INTERMEDIATE COURSE, 119.0B TONS	SURFACE COURSE, S9.5B TONS	ASPHALT BINDER FOR PLANT MIX TONS
WBS 43560	Davie	3	SR 1630 BALTIMORE ROAD	FROM US158 TO 50 FEET PAST RJ REYNOLDS ENTRANCE DRIVE	1	NO	2.051	24	126	28,878	267	4,566	2,682	362
<b>TOTAL FOR MAP NO. 3</b>							<b>2.051</b>		<b>126</b>	<b>28,878</b>	<b>267</b>	<b>4,566</b>	<b>2,682</b>	<b>362</b>
<b>TOTAL FOR PROJ NO. WBS 43560</b>							<b>2.051</b>		<b>126</b>	<b>28,878</b>	<b>267</b>	<b>4,566</b>	<b>2,682</b>	<b>362</b>
<b>GRAND TOTAL</b>							<b>2.051</b>		<b>126</b>	<b>28,878</b>	<b>267</b>	<b>4,566</b>	<b>2,682</b>	<b>362</b>

PROJECT NO.	SHEET NO.	TOTAL NO.
WBS 43560	5	

## THERMOPLASTIC AND PAINT QUANTITIES

PROJECT NO	COUNTY	MAP NO	ROUTE	DESCRIPTION	LENGTH	WIDTH	4685000000-E	4686000000-E	4710000000-E	4725000000-E
							4" X 90 M WHITE THERMO LF	4" X 120 M YELLOW THERMO LF	24" X 120 M WHITE THERMO LF	THERMO RT ARROW 90 M EA
WBS 43560	Davie	3	SR 1630 BALTIMORE ROAD	FROM US158 TO 50 FEET PAST RJ REYNOLDS ENTRANCE DRIVE	2.051	24	21,659	21,659	70	2
<b>TOTAL FOR MAP NO. 3</b>					<b>2.051</b>		<b>21,659</b>	<b>21,659</b>	<b>70</b>	<b>2</b>
<b>TOTAL FOR PROJ NO. WBS 43560</b>					<b>2.051</b>		<b>21,659</b>	<b>21,659</b>	<b>70</b>	<b>2</b>
<b>GRAND TOTAL</b>					<b>2.051</b>		<b>21,659</b>	<b>21,659</b>	<b>70</b>	<b>2</b>